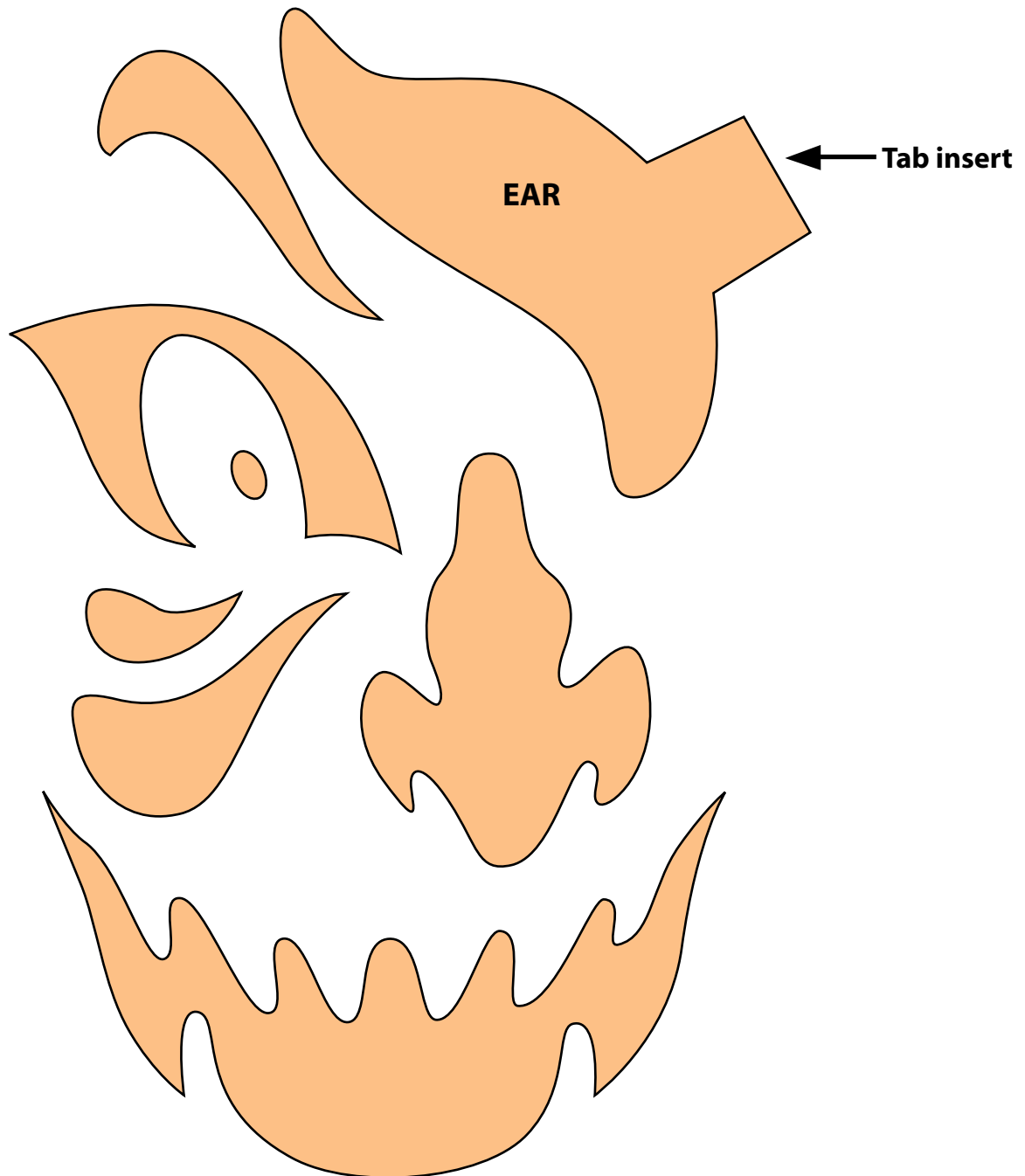


"Funny Face"

Instructions: Print out the pattern and reduce/enlarge if necessary to fit your pumpkin. Trace the pattern onto the pumpkin and carve.




For more Halloween fun visit rd.com.

From the book *Reader's Digest Tricks and Treats: The Ultimate Halloween Book* by Deborah Harding, © 1998 Deborah Harding.

"Galaxy of Stars"

Instructions: Print out the pattern and reduce/enlarge if necessary to fit your pumpkin. Trace the pattern onto the pumpkin and carve.




For more Halloween fun visit rd.com.

From the book *Reader's Digest Tricks and Treats: The Ultimate Halloween Book* by Deborah Harding, © 1998 Deborah Harding.

"Falling Leaves"

Instructions: Print out the pattern and reduce/enlarge if necessary to fit your pumpkin. Trace the pattern onto the pumpkin and carve.




For more Halloween fun visit rd.com.

From the book *Reader's Digest Tricks and Treats: The Ultimate Halloween Book* by Deborah Harding, © 1998 Deborah Harding.

"Going Batty"

Instructions: Print out the pattern and reduce/enlarge if necessary to fit your pumpkin. Trace the pattern onto the pumpkin and carve.



For more Halloween fun visit rd.com.