



## A STEP-BY-STEP GUIDE FOR Removing Nail Polish from Carpet and Upholstery

### WHAT YOU'LL NEED



SPOON OR  
PUTTY KNIFE



TOWEL

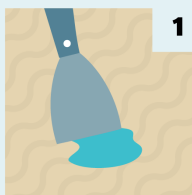


DRY CLEANING  
SOLVENT

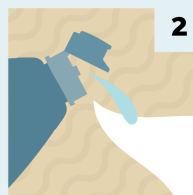


WHITE  
CLOTH

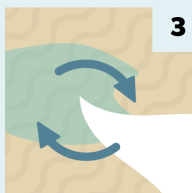
### WHAT TO DO



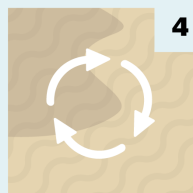
**1** Remove excess nail polish with a spoon or putty knife.



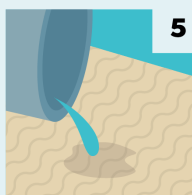
**2** Add dry cleaning solvent to a cloth.




**3** Blot the stain in a circular motion from the outside in.



**4** Repeat, as necessary.



**5** Rinse with water.



**6** Pat dry with a towel.